

LED-LEUCHTEN-SYSTEM 725 * LED LIGHTING SYSTEM 725

Die LED-Leuchten sind anschlussfertig und wasserdicht vergossen und verfügen über ein Anschlusskabel von 500 mm Länge. Die Leuchten sind für den Einbau vorgesehen, sind aber wegen ihrer geringen Einbautiefe auch für den Aufbau geeignet.
 These LED Lights are ready for plug-in, they are sealed in a waterproof manner and are equipped with a connecting cable of 500 mm. These Lights are used for flush fitting, but because of their small installation depth they can be used for surface mounting as well.

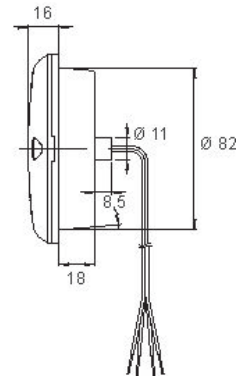
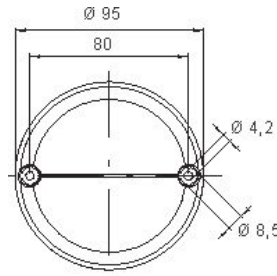



Bild Picture	Art.-Nr. / No. Typ / Type	Beschreibung Description	Merkmale Features	Spann. Voltage	Leistung Power	Material / Farbe Material / Colour	Anschluss Connection	Gewicht Weight	IP / Temp. IP / Temp.	VP PU	Homolog. Approval																																
	10.0034.000 BBS 725/12	LED-Blink-Brems-Schlussl. LED DI / Stop / Tail Light	<table border="1"> <tr><td>●</td><td>●</td><td>●</td><td>●</td><td>●</td><td>●</td><td>●</td><td>●</td><td>●</td><td>●</td><td>●</td><td>●</td></tr> <tr><td>BL</td><td>BR</td><td>S</td><td>W</td><td>SN</td><td>R</td><td>K</td><td>SM</td><td>DI</td><td>ST</td><td>TL</td><td>RV</td><td>FL</td><td>RR</td><td>NP</td><td>SM</td></tr> </table>	●	●	●	●	●	●	●	●	●	●	●	●	BL	BR	S	W	SN	R	K	SM	DI	ST	TL	RV	FL	RR	NP	SM	12 V	3 / 3 / 0,3 W	PMMA / ABS rot, klar - red, clear	Kabel 500 mm cable 500 mm	0,13 kg	IP 67	10 E/30	E2-07043				
	●	●	●	●	●	●	●	●	●	●	●	●																															
BL	BR	S	W	SN	R	K	SM	DI	ST	TL	RV	FL	RR	NP	SM																												
10.0035.000 BBS 725/24	LED-Blink-Brems-Schlussl. LED DI / Stop / Tail Light	<table border="1"> <tr><td>●</td><td>●</td><td>●</td><td>●</td><td>●</td><td>●</td><td>●</td><td>●</td><td>●</td><td>●</td><td>●</td><td>●</td><td>●</td><td>●</td><td>●</td><td>●</td></tr> <tr><td>BL</td><td>BR</td><td>S</td><td>W</td><td>SN</td><td>R</td><td>K</td><td>SM</td><td>DI</td><td>ST</td><td>TL</td><td>RV</td><td>FL</td><td>RR</td><td>NP</td><td>SM</td></tr> </table>	●	●	●	●	●	●	●	●	●	●	●	●	●	●	●	●	BL	BR	S	W	SN	R	K	SM	DI	ST	TL	RV	FL	RR	NP	SM	24 V	3 / 3 / 0,3 W	PMMA / ABS rot, klar - red, clear	Kabel 500 mm cable 500 mm	0,13 kg	IP 67	10 E/30	E2-07043	
●	●	●	●	●	●	●	●	●	●	●	●	●	●	●	●																												
BL	BR	S	W	SN	R	K	SM	DI	ST	TL	RV	FL	RR	NP	SM																												
	10.0038.000 BLS 725/12	LED-Blink-Schlussleuchte LED DI / Tail Light	<table border="1"> <tr><td>●</td><td>●</td><td>●</td><td>●</td><td>●</td><td>●</td><td>●</td><td>●</td><td>●</td><td>●</td><td>●</td><td>●</td><td>●</td><td>●</td><td>●</td><td>●</td></tr> <tr><td>BL</td><td>BR</td><td>S</td><td>W</td><td>SN</td><td>R</td><td>K</td><td>SM</td><td>DI</td><td>ST</td><td>TL</td><td>RV</td><td>FL</td><td>RR</td><td>NP</td><td>SM</td></tr> </table>	●	●	●	●	●	●	●	●	●	●	●	●	●	●	●	●	BL	BR	S	W	SN	R	K	SM	DI	ST	TL	RV	FL	RR	NP	SM	12 V	3 / 0,3 W	PMMA / ABS rot, klar - red, clear	Kabel 500 mm cable 500 mm	0,13 kg	IP 67	10 E/30	E2-07046
	●	●	●	●	●	●	●	●	●	●	●	●	●	●	●	●																											
BL	BR	S	W	SN	R	K	SM	DI	ST	TL	RV	FL	RR	NP	SM																												
10.0039.000 BLS 725/24	LED-Blink-Schlussleuchte LED DI / Tail Light	<table border="1"> <tr><td>●</td><td>●</td><td>●</td><td>●</td><td>●</td><td>●</td><td>●</td><td>●</td><td>●</td><td>●</td><td>●</td><td>●</td><td>●</td><td>●</td><td>●</td><td>●</td></tr> <tr><td>BL</td><td>BR</td><td>S</td><td>W</td><td>SN</td><td>R</td><td>K</td><td>SM</td><td>DI</td><td>ST</td><td>TL</td><td>RV</td><td>FL</td><td>RR</td><td>NP</td><td>SM</td></tr> </table>	●	●	●	●	●	●	●	●	●	●	●	●	●	●	●	●	BL	BR	S	W	SN	R	K	SM	DI	ST	TL	RV	FL	RR	NP	SM	24 V	3 / 0,3 W	PMMA / ABS rot, klar - red, clear	Kabel 500 mm cable 500 mm	0,13 kg	IP 67	10 E/30	E2-07046	
●	●	●	●	●	●	●	●	●	●	●	●	●	●	●	●																												
BL	BR	S	W	SN	R	K	SM	DI	ST	TL	RV	FL	RR	NP	SM																												
	10.0036.000 BRS 725/12	LED-Brems-Schlussleuchte LED Stop / Tail Light	<table border="1"> <tr><td>●</td><td>●</td><td>●</td><td>●</td><td>●</td><td>●</td><td>●</td><td>●</td><td>●</td><td>●</td><td>●</td><td>●</td><td>●</td><td>●</td><td>●</td><td>●</td></tr> <tr><td>BL</td><td>BR</td><td>S</td><td>W</td><td>SN</td><td>R</td><td>K</td><td>SM</td><td>DI</td><td>ST</td><td>TL</td><td>RV</td><td>FL</td><td>RR</td><td>NP</td><td>SM</td></tr> </table>	●	●	●	●	●	●	●	●	●	●	●	●	●	●	●	●	BL	BR	S	W	SN	R	K	SM	DI	ST	TL	RV	FL	RR	NP	SM	12 V	4 / 0,3 W	PMMA / ABS rot - red	Kabel 500 mm cable 500 mm	0,13 kg	IP 67	10 E/30	E2-07044
	●	●	●	●	●	●	●	●	●	●	●	●	●	●	●	●																											
BL	BR	S	W	SN	R	K	SM	DI	ST	TL	RV	FL	RR	NP	SM																												
10.0037.000 BRS 725/24	LED-Brems-Schlussleuchte LED Stop / Tail Light	<table border="1"> <tr><td>●</td><td>●</td><td>●</td><td>●</td><td>●</td><td>●</td><td>●</td><td>●</td><td>●</td><td>●</td><td>●</td><td>●</td><td>●</td><td>●</td><td>●</td><td>●</td></tr> <tr><td>BL</td><td>BR</td><td>S</td><td>W</td><td>SN</td><td>R</td><td>K</td><td>SM</td><td>DI</td><td>ST</td><td>TL</td><td>RV</td><td>FL</td><td>RR</td><td>NP</td><td>SM</td></tr> </table>	●	●	●	●	●	●	●	●	●	●	●	●	●	●	●	●	BL	BR	S	W	SN	R	K	SM	DI	ST	TL	RV	FL	RR	NP	SM	24 V	4 / 0,3 W	PMMA / ABS rot - red	Kabel 500 mm cable 500 mm	0,13 kg	IP 67	10 E/30	E2-07044	
●	●	●	●	●	●	●	●	●	●	●	●	●	●	●	●																												
BL	BR	S	W	SN	R	K	SM	DI	ST	TL	RV	FL	RR	NP	SM																												
	13.1040.000 BL 725/12	LED-Blinkleuchte / Kat. 2a LED DI / Cat. 2a	<table border="1"> <tr><td>●</td><td>●</td><td>●</td><td>●</td><td>●</td><td>●</td><td>●</td><td>●</td><td>●</td><td>●</td><td>●</td><td>●</td><td>●</td><td>●</td><td>●</td><td>●</td></tr> <tr><td>BL</td><td>BR</td><td>S</td><td>W</td><td>SN</td><td>R</td><td>K</td><td>SM</td><td>DI</td><td>ST</td><td>TL</td><td>RV</td><td>FL</td><td>RR</td><td>NP</td><td>SM</td></tr> </table>	●	●	●	●	●	●	●	●	●	●	●	●	●	●	●	●	BL	BR	S	W	SN	R	K	SM	DI	ST	TL	RV	FL	RR	NP	SM	12 V	3 W	PMMA / ABS klar - clear	Kabel 500 mm cable 500 mm	0,13 kg	IP 67	10 E/30	E2-07045
	●	●	●	●	●	●	●	●	●	●	●	●	●	●	●	●																											
BL	BR	S	W	SN	R	K	SM	DI	ST	TL	RV	FL	RR	NP	SM																												
13.1040.500 BL 725/24	LED-Blinkleuchte / Kat. 2a LED DI / Cat. 2a	<table border="1"> <tr><td>●</td><td>●</td><td>●</td><td>●</td><td>●</td><td>●</td><td>●</td><td>●</td><td>●</td><td>●</td><td>●</td><td>●</td><td>●</td><td>●</td><td>●</td><td>●</td></tr> <tr><td>BL</td><td>BR</td><td>S</td><td>W</td><td>SN</td><td>R</td><td>K</td><td>SM</td><td>DI</td><td>ST</td><td>TL</td><td>RV</td><td>FL</td><td>RR</td><td>NP</td><td>SM</td></tr> </table>	●	●	●	●	●	●	●	●	●	●	●	●	●	●	●	●	BL	BR	S	W	SN	R	K	SM	DI	ST	TL	RV	FL	RR	NP	SM	24 V	3 W	PMMA / ABS klar - clear	Kabel 500 mm cable 500 mm	0,13 kg	IP 67	10 E/30	E2-07045	
●	●	●	●	●	●	●	●	●	●	●	●	●	●	●	●																												
BL	BR	S	W	SN	R	K	SM	DI	ST	TL	RV	FL	RR	NP	SM																												
	13.3030.000 SN 725/12	LED-Nebelschlussleuchte LED Fog Light	<table border="1"> <tr><td>●</td><td>●</td><td>●</td><td>●</td><td>●</td><td>●</td><td>●</td><td>●</td><td>●</td><td>●</td><td>●</td><td>●</td><td>●</td><td>●</td><td>●</td><td>●</td></tr> <tr><td>BL</td><td>BR</td><td>S</td><td>W</td><td>SN</td><td>R</td><td>K</td><td>SM</td><td>DI</td><td>ST</td><td>TL</td><td>RV</td><td>FL</td><td>RR</td><td>NP</td><td>SM</td></tr> </table>	●	●	●	●	●	●	●	●	●	●	●	●	●	●	●	●	BL	BR	S	W	SN	R	K	SM	DI	ST	TL	RV	FL	RR	NP	SM	12 V	3 W	PMMA / ABS rot - red	Kabel 500 mm cable 500 mm	0,13 kg	IP 67	10 E/30	E2-07047
	●	●	●	●	●	●	●	●	●	●	●	●	●	●	●	●																											
BL	BR	S	W	SN	R	K	SM	DI	ST	TL	RV	FL	RR	NP	SM																												
13.3031.000 SN 725/24	LED-Nebelschlussleuchte LED Fog Light	<table border="1"> <tr><td>●</td><td>●</td><td>●</td><td>●</td><td>●</td><td>●</td><td>●</td><td>●</td><td>●</td><td>●</td><td>●</td><td>●</td><td>●</td><td>●</td><td>●</td><td>●</td></tr> <tr><td>BL</td><td>BR</td><td>S</td><td>W</td><td>SN</td><td>R</td><td>K</td><td>SM</td><td>DI</td><td>ST</td><td>TL</td><td>RV</td><td>FL</td><td>RR</td><td>NP</td><td>SM</td></tr> </table>	●	●	●	●	●	●	●	●	●	●	●	●	●	●	●	●	BL	BR	S	W	SN	R	K	SM	DI	ST	TL	RV	FL	RR	NP	SM	24 V	4 W	PMMA / ABS rot - red	Kabel 500 mm cable 500 mm	0,13 kg	IP 67	10 E/30	E2-07047	
●	●	●	●	●	●	●	●	●	●	●	●	●	●	●	●																												
BL	BR	S	W	SN	R	K	SM	DI	ST	TL	RV	FL	RR	NP	SM																												
	13.6028.000 W 725/12	LED-Rückfahrleuchte LED Reversing Light	<table border="1"> <tr><td>●</td><td>●</td><td>●</td><td>●</td><td>●</td><td>●</td><td>●</td><td>●</td><td>●</td><td>●</td><td>●</td><td>●</td><td>●</td><td>●</td><td>●</td><td>●</td></tr> <tr><td>BL</td><td>BR</td><td>S</td><td>W</td><td>SN</td><td>R</td><td>K</td><td>SM</td><td>DI</td><td>ST</td><td>TL</td><td>RV</td><td>FL</td><td>RR</td><td>NP</td><td>SM</td></tr> </table>	●	●	●	●	●	●	●	●	●	●	●	●	●	●	●	●	BL	BR	S	W	SN	R	K	SM	DI	ST	TL	RV	FL	RR	NP	SM	12 V	4 W	PMMA / ABS klar - clear	Kabel 500 mm cable 500 mm	0,13 kg	IP 67	10 E/30	E2-07048
	●	●	●	●	●	●	●	●	●	●	●	●	●	●	●	●																											
BL	BR	S	W	SN	R	K	SM	DI	ST	TL	RV	FL	RR	NP	SM																												
13.6029.000 W 725/24	LED-Rückfahrleuchte LED Reversing Light	<table border="1"> <tr><td>●</td><td>●</td><td>●</td><td>●</td><td>●</td><td>●</td><td>●</td><td>●</td><td>●</td><td>●</td><td>●</td><td>●</td><td>●</td><td>●</td><td>●</td><td>●</td></tr> <tr><td>BL</td><td>BR</td><td>S</td><td>W</td><td>SN</td><td>R</td><td>K</td><td>SM</td><td>DI</td><td>ST</td><td>TL</td><td>RV</td><td>FL</td><td>RR</td><td>NP</td><td>SM</td></tr> </table>	●	●	●	●	●	●	●	●	●	●	●	●	●	●	●	●	BL	BR	S	W	SN	R	K	SM	DI	ST	TL	RV	FL	RR	NP	SM	24 V	4 W	PMMA / ABS klar - clear	Kabel 500 mm cable 500 mm	0,13 kg	IP 67	10 E/30	E2-07048	
●	●	●	●	●	●	●	●	●	●	●	●	●	●	●	●																												
BL	BR	S	W	SN	R	K	SM	DI	ST	TL	RV	FL	RR	NP	SM																												

Zusatz-Information:
Additional Information:

Rückstrahler und Deko-Ringe siehe: L 710
Reflex reflectors and Decoration Rims please refer to: L 710